


How to Live Stream (using Facebook)



1. Download the Facebook app from your device's app store. Create a free account, or log in.



2. Ensure you have stable cellular data connection, or WiFi connection. (Streaming uses a lot of data! Make sure your phone plan has enough to spare, or use WiFi.)

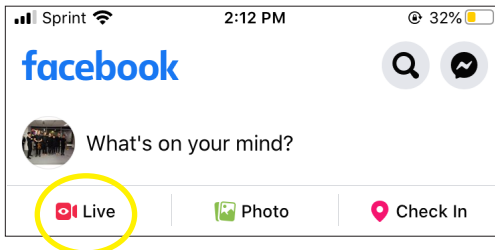


3. Ensure your device is charged, or plug it in if possible. (Streaming will drain the battery quickly.)



My battery is low, but I'm plugged in!

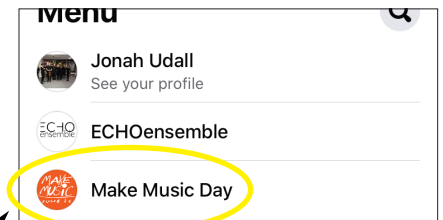
4. Open Facebook and click "Live"



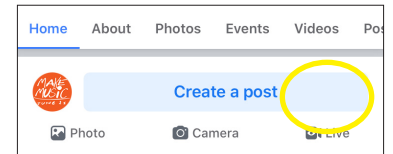
If you have multiple pages, your personal page is the default. To switch to your Make Music Day or "fan" page, tap the triple line icon at the bottom of the screen...



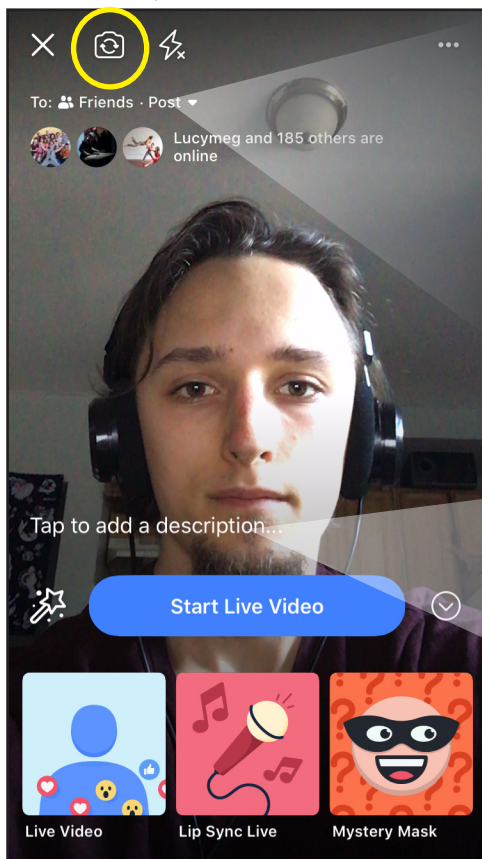
...then tap the page you want...



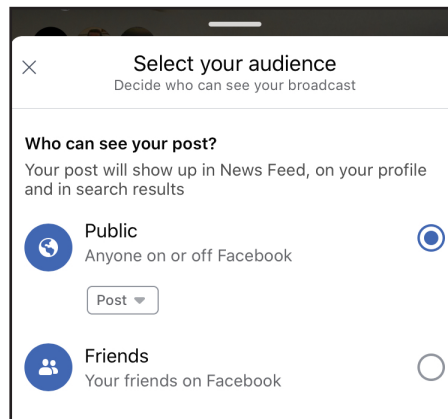
... and scroll the "Live" icon here



5. Facebook defaults to the camera that faces you. To flip to what you are looking at instead, tap the camera icon.

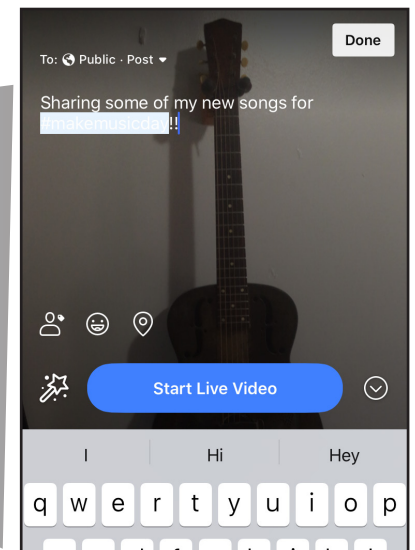


6. Change the audience from "Friends" to "Public" by tapping on "To: Friends"




7. Add a description. Be sure to use #makemusicday and other hashtags so viewers can find you! Click "done."

hashtags are automatically highlighted, sometimes that makes them hard to see!



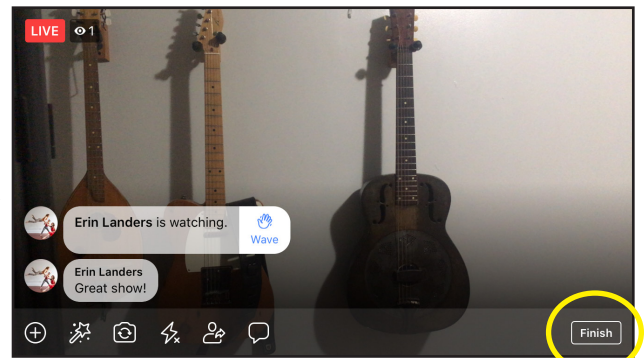
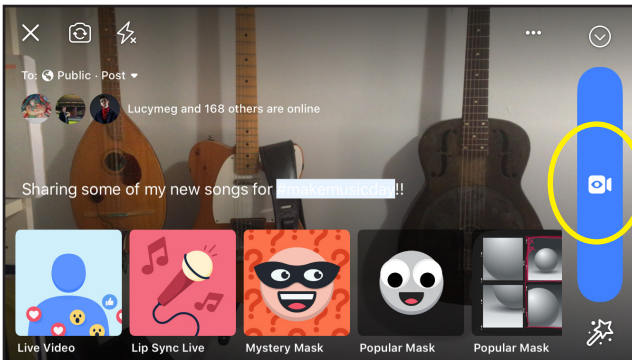
← ignore all these frames on the bottom

8. To switch to landscape mode, first turn off auto-rotate on your phone. (iPhone or iPad: swipe up from the bottom of the screen and make sure this button is grey, as shown.)



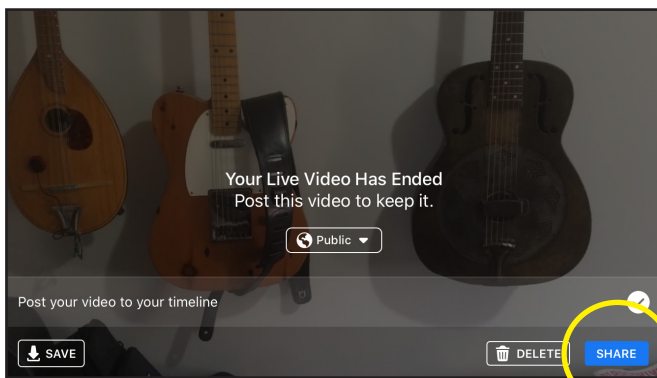
Then, hold your phone sideways.

9. Finally, click the camera button and you're live! Be ready to start right away, fans will be able to tune in!



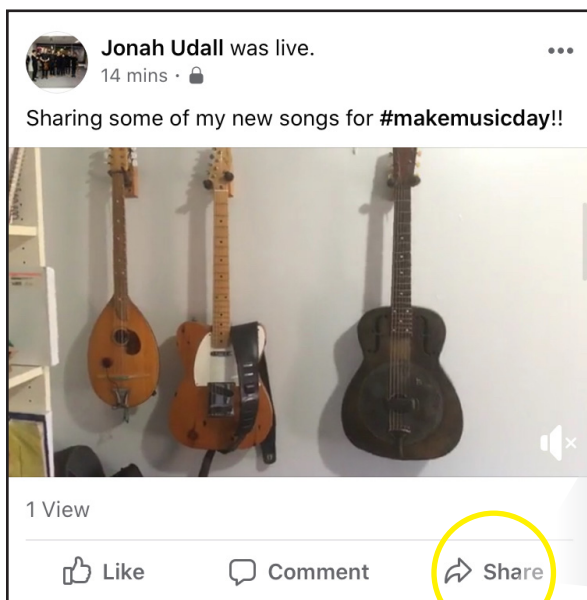
The number of live viewers is in the top right. Each time someone joins or comments, it will appear on the screen.

10. When you're done, click "Finish." You can "share" it as a video on Facebook, that people can watch later at their leisure. Do this to contribute your video to the international stream!



YOU DID IT!

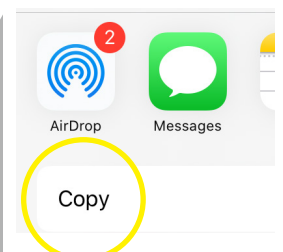
To contribute your video to the international stream, or share it with someone off Facebook, first locate the video on your profile.



Next, click "Share", then "More Options..." then "Copy."

Fill out the streaming submission form and paste the link: makemusicday.org/submit

- Write Post
- Share to Your Story
- Share to a Page's Story
- Send in Messenger
- Share to a Group
- More Options...



Questions? Contact: jonah@makemusicday.org